






**1. Are you the coach or administrator of a team that participated in the 2010 NSAA State Softball Championships?**

		Response Percent	Response Count
A) Head Coach		50.0%	18
B) Athletic/Activities Director		50.0%	18
		answered question	36
		skipped question	0

**2. Which NSAA class (A, B or C) championship did your school participate in during the 2010 Softball Championships?**

		Response Percent	Response Count
A) Class A		36.1%	13
B) Class B		30.6%	11
C) Class C		33.3%	12
		answered question	36
		skipped question	0

### 3. How do you rate the Bill Smith Complex in the following areas?

	Poor	Fair	Good	Excellent	Rating Average	Response Count
A) The game fields and warm-up facilities?	0.0% (0)	8.3% (3)	30.6% (11)	<b>61.1% (22)</b>	3.53	36
B) The parking?	2.8% (1)	19.4% (7)	36.1% (13)	<b>41.7% (15)</b>	3.17	36
C) The spectator seating?	2.8% (1)	16.7% (6)	38.9% (14)	<b>41.7% (15)</b>	3.19	36
D) Quality of the restrooms and concession areas?	5.7% (2)	22.9% (8)	31.4% (11)	<b>40.0% (14)</b>	3.06	35
E) Overall quality as a state championship venue?	2.8% (1)	13.9% (5)	30.6% (11)	<b>52.8% (19)</b>	3.33	36
<b>answered question</b>						<b>36</b>
<b>skipped question</b>						<b>0</b>

### 4. Please rate Hastings as a host community in the following areas:

	Poor	Fair	Good	Excellent	Rating Average	Response Count
A) Hospitality of the Hastings community?	2.9% (1)	11.8% (4)	26.5% (9)	<b>58.8% (20)</b>	3.41	34
B) Availability of lodging accommodations?	9.7% (3)	19.4% (6)	<b>45.2% (14)</b>	25.8% (8)	2.87	31
C) Overall quality of the lodging accommodations?	3.2% (1)	19.4% (6)	<b>41.9% (13)</b>	35.5% (11)	3.10	31
D) The quality and value of the team pizza party?	19.4% (6)	6.5% (2)	<b>54.8% (17)</b>	19.4% (6)	2.74	31
<b>answered question</b>						<b>36</b>
<b>skipped question</b>						<b>0</b>



**5. Pertaining to the overall administration of this NSAA Championship event, please rate the following areas:**

	Poor	Fair	Good	Excellent	Rating Average	Response Count
A) Overall planning and delivery of tournament information prior to the event?	0.0% (0)	5.6% (2)	36.1% (13)	<b>58.3% (21)</b>	3.53	36
B) Hospitality of the event workers (gate personnel, ticket sellers & takers)?	5.6% (2)	8.3% (3)	36.1% (13)	<b>50.0% (18)</b>	3.31	36
B) Quality of umpiring?	11.1% (4)	13.9% (5)	<b>47.2% (17)</b>	27.8% (10)	2.92	36
C) Game scheduling, communication and daily management of the event?	2.8% (1)	8.3% (3)	<b>44.4% (16)</b>	<b>44.4% (16)</b>	3.31	36
<b>answered question</b>						<b>36</b>
<b>skipped question</b>						<b>0</b>

**6. What suggestions do you have to make the event more enjoyable for you, your team and school?**

	Response Count
	24
<b>answered question</b>	<b>24</b>
<b>skipped question</b>	<b>12</b>

## 7. Would you be in favor of the NSAA Softball Championships returning to Hastings?

		Response Percent	Response Count
A) Yes		69.4%	25
B) No		30.6%	11
	Feel free to comment: why or why not.		29
		<b>answered question</b>	<b>36</b>
		<b>skipped question</b>	<b>0</b>